
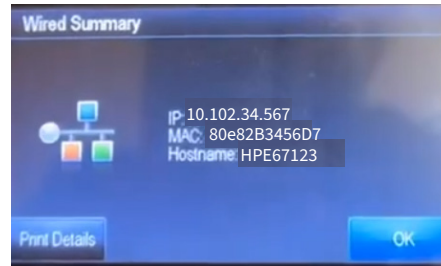


IP Address

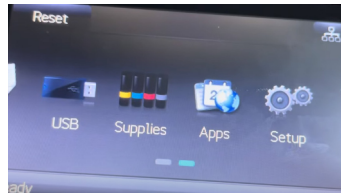


At the top right, tap on the 'network' icon 



The IP Address should appear on the next screen.

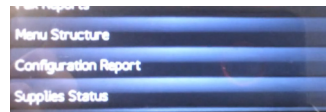
Print Configuration Report



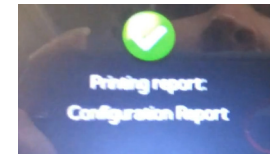
Select the 'Setup' Icon at the end of the main menu



Then tap 'Reports'



Scroll down until you see the option 'Configuration Report'



Tap on 'Configuration Report' until you see a print dialoge.