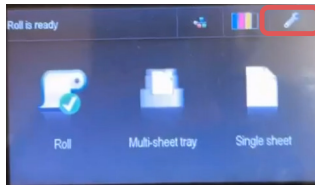
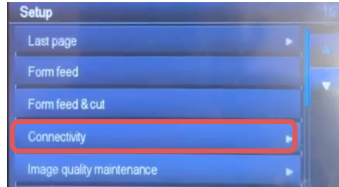


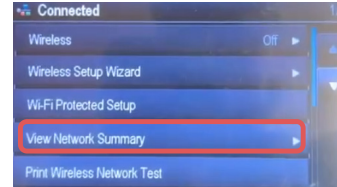
IP Address



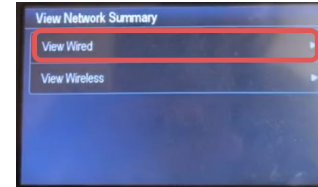
Select the 'Setup' Icon in the top right



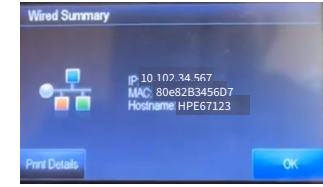
Then tap 'Connectivity'



Select 'View Network Summary'

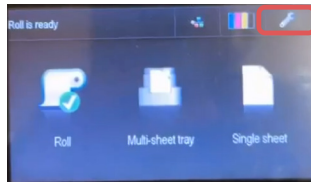


Select 'View Wired'

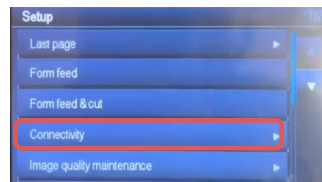


The next screen will display the IP address.

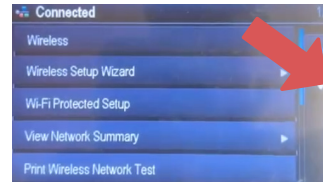
Print Configuration Report



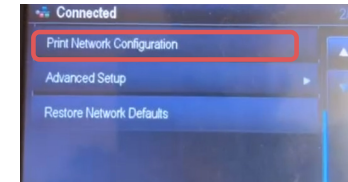
Select the 'Setup' Icon in the top right



Then tap 'Connectivity'



Scroll down with the arrow until you see the option 'Print Network Configuration.'



Tap 'Print Network Configuration'

