


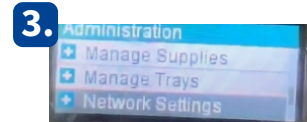
HP Laserjet P3015

IP Address | Configuration Report Page | Basic Driver

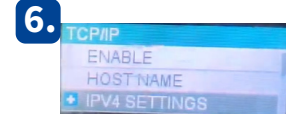
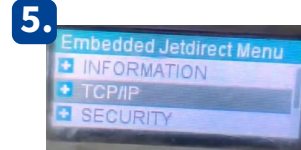
IP Address



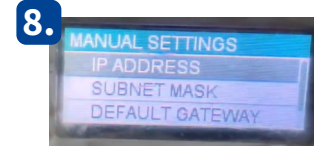
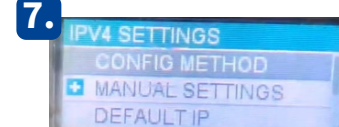
From the main menu, scroll down using the arrow buttons and select 'Administration'



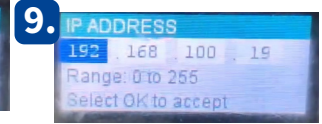
Scroll Down and select 'Network Settings,' then select 'Embedded JetDirect Menu'



Select 'TCP/IP,' then down to 'IPv4 Settings'

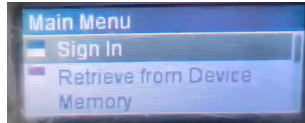


Select 'Manual Settings' then 'IP Address'

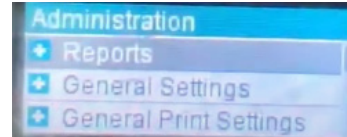


The IP Address should appear. Hit the back arrow to back out without changing anything.

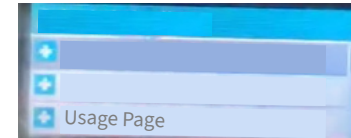
Print Configuration Report



From the main menu, scroll down using the arrow buttons and select 'Administration'



Select 'Reports'



Select 'Configuration Page.'